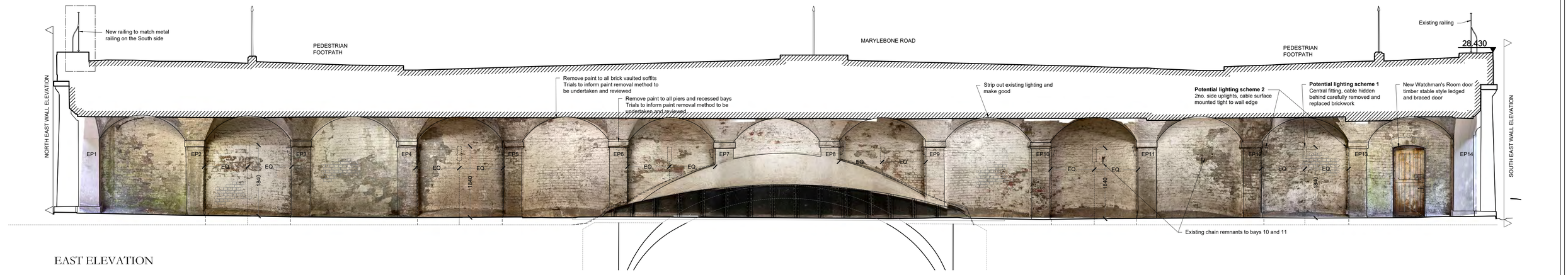

EAST ELEVATION

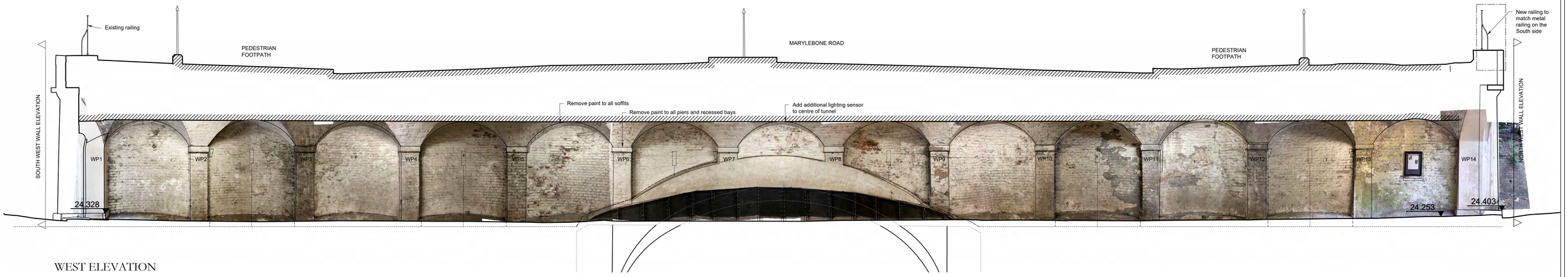

WEST ELEVATION

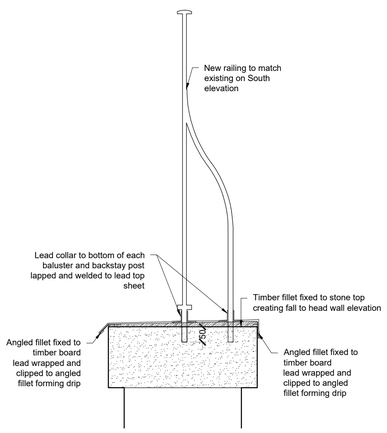

RAILING SECTION B-B
(Scale 1:10)

NORTH ELEVATION

SOUTH ELEVATION

DRAWING STATUS

S : Survey = Survey
O : Outline = Outline/Scheme Drawings for proposals, budgets etc.
D : Development = Final Design drawings for approvals, billing, etc.
P : Planning = Drawings issued for Planning, Listed Building, or Local Authority Consents
C : Construction = Fully developed drawings issued under instruction for construction
B : Building Control
T : Tender
I : Information only

NOTES

Do not scale.
Contractor or subcontractor to check all dimensions on site before building or manufacture.
All drawings to be read in conjunction with all other professional drawings and specification.
Based on surveys carried out by :

KEY

0 0.5m 1m 1.5m 2m 2.5m 5m

REVISIONS				REVISIONS			
A	09/01/23	Issued for Tender	PC				
rev	date	notes	chk	rev	date	notes	chk

Status: FOR TENDER
Project: Nursemaids' Tunnel
261 CENT
Title: AS PROPOSED
Tunnel Elevations

Scale@A1:	Scale@A3:	Drawn:	Checked:
1:50	1:100	HT	PC

Project Ref:	Dwg no:	Revision:	Created:
261 CENT	115	A	03/08/22

PEREGRINE BRYANT
ARCHITECTURE & BUILDING CONSERVATION
The Courtyard, Fulham Palace, Bishop's Avenue, London. SW6 6EA
T:020 7384 2111 F:020 7384 2112 E:info@peregrine-bryant.co.uk