

NORTH WEST GULLY



Rebed stones where
path has shifted them

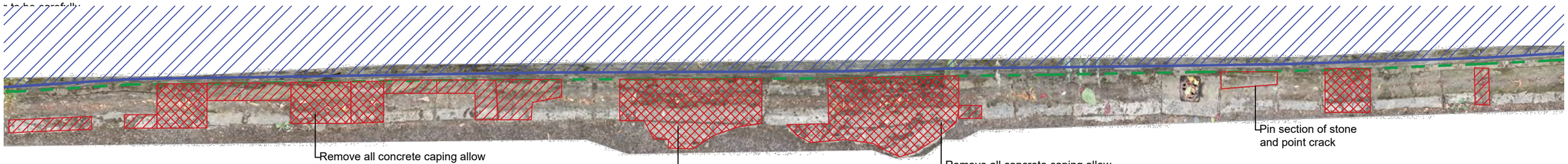

Remove all concrete caping allow
to replace stone beneath with new

Remove all concrete caping allow
to replace stone beneath with new

Remove all concrete caping allow
to replace stone beneath with new

Pin section of stone
and point crack



Pin stone and
point crack

Replace badly decayed
stone with 1no new stone

Retaining wall being rebuilt. Gulley stones to be carefully lifted recorded and numbered and rebed in same location to SE detail

Indent stone - Dress in edge to suit neighbouring stone

Replace stone with profile matching existing, dressing in edge to suit neighbouring stones

Carefully remove flaunching and replace along length of wall detail to be discussed onsite with architect

General Notes:

- Care to be taken when removing surrounding asphalt so as not to damage gully stones
- All gulley stones to be cleaned back with water and a churn brush to remove moss and dirt from surface
- Open gulley stone joints to be repointed using lime mortar, mix to be confirmed onsite with architect
- Where stones have shifted they are to be rebed to allow consistent fall along length of run. to falls set out on SE drawing
- Allow for 10% of additional indents and 10% of additional replacement piece subject to further instruction from the architect on site

DRAWING STATUS

S : Survey = Survey
O : Outline = Outline/Scheme Drawings for proposals, budgets etc.
D : Development = Final Design drawings for approvals, billing, etc.
P : Planning = Drawings issued for Planning, Listed Building, or Local Authority Consents
C : Construction = Fully developed drawings issued under instruction for construction
B : Building Control
T : Tender
I : Information only

NOTES

Do not scale.
Contractor or subcontractor to check all dimensions on site before building or manufacture.
All drawings to be read in conjunction with all other professional drawings and specification.
Based on surveys carried out by :

KEY

REVISIONS

rev	date	notes	chk
*	02/02/23	-For LBC discharge application	PC
A	08/02/23	-For Tender	PC

REVISIONS

rev	date	notes	chk

Status: FOR TENDER

Project: NURSEMAIDS' TUNNEL
261 CENT

Title: Gulley Repair Details
North West Gulley

Scale@A1:	Scale@A3:	Drawn:	Checked:
-	1:20	HT	PC

Project Ref:	Dwg no:	Revision:	Created:
261 CENT	305	A	02/02/23

PEREGRINE BRYANT
ARCHITECTURE & BUILDING CONSERVATION
The Courtyard, Fulham Palace, Bishop's Avenue, London. SW6 6EA
T:020 7384 2111 F:020 7384 2112 E:info@peregrine-bryant.co.uk

Z:\01 projects\261 cent nursemaids tunnel\02 drawings\02 base\261 cent gulley stone repairs - Printed - 08/02/2023 11:21:36 by: Helena Tunbridge